
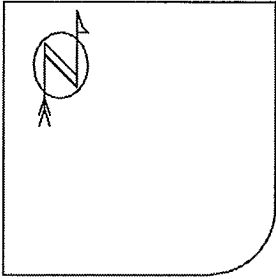


Eisenhower Blvd & Madison

10 Accidents

01/01/11 - 05/31/11


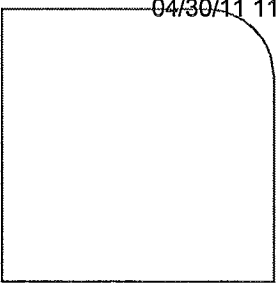


- 02/27/11 11-1419
- 02/28/11 11-1437
- 04/04/11 11-2313
- 04/26/11 11-2913
- 05/08/11 11-3211

03/18/11 11-1900

- 05/09/11 11-3252
- 05/27/11 11-3694

- 04/30/11 11-3013
- 05/24/11 11-3632

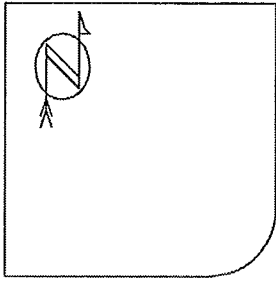


(clear filter), (0) accidents with insufficient data for display

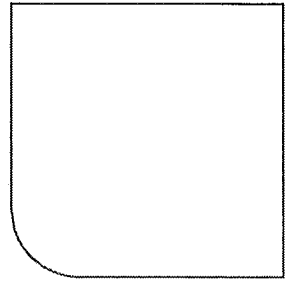
- | | | | |
|---------------|------------------|--------------|----------------|
| ← Straight | ▭ Parked | × Pedestrian | Fixed objects: |
| ← Stopped | ↖ Erratic | ⊗ Bicycle | □ General |
| ← Unknown | ↗ Out of control | ○ Injury | ▣ Signal |
| ↔ Backing | ↘ Right turn | ⊙ Fatality | ▣ Tree |
| ↔↔ Overtaking | ↙ Left turn | 🕒 Nighttime | ◁ 3rd vehicle |
| ↔↔ Sideswipe | ↺ U-turn | 🚔 DUI | * Extra data |
| | | | ▣ Pole |
| | | | ▣ Curb |
| | | | ⊗ Animal |

3 Accidents

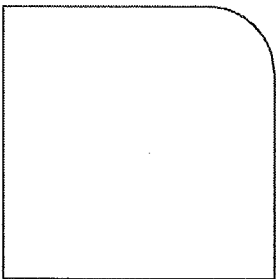
Madison 1300 to 1500
01/01/11 - 05/31/11



02/23/11 11-1326



(N) North Intersection
(S) South Intersection



(2) 03/29/11 11-2174
(2) 01/08/11 11-0184

(clear filter), (0) accidents with insufficient data for display

- | | | | |
|--------------|------------------|--------------|----------------|
| ← Straight | ▭ Parked | × Pedestrian | Fixed objects: |
| ← Stopped | ⚡ Erratic | ⊗ Bicycle | □ General |
| ← Unknown | ⚡ Out of control | ○ Injury | ▣ Signal |
| ↔ Backing | ↘ Right turn | ⊙ Fatality | ▣ Tree |
| ↔ Overtaking | ↙ Left turn | ⌚ Nighttime | ◁ 3rd vehicle |
| ↔ Sideswipe | ↺ U-turn | ⚠ DUI | * Extra data |
| | | | ▣ Pole |
| | | | ▣ Curb |
| | | | ⚠ Animal |

TUBE COUNTS

The following counts were conducted on Tuesday June 14, 2011.
(See attached Diagram and detailed tube count reports)

North Leg:

South bound—3610 ADT
Northbound—2550 ADT
Southbound Left Turn – 4570 ADT
Westbound Right Turn – 4280 ADT

South Leg:

Northbound – 3800 ADT
Southbound – 5580 ADT
Northbound Left Turn – 680 ADT
Eastbound Right Turn – 550 ADT

East Leg:

Westbound – 18000 ADT (Not including Right Turn Bay)
Eastbound – 22500 ADT

West Leg:

Westbound – 18000 ADT
East Bound – 17900 ADT

Turn Counts

Since completion there has been one turn movement count completed. This was done on January 4, 2011 with AM, MID, and PM Peak hour counts.

There have been previous counts done in 2000, 2001, and 2005 all for the PM Peak hour for comparison.
(See attached Turn Count diagrams)

Crash Diagrams

The last three years show a declining number of accidents.
(See attached crash diagrams)

2008	23
2009	19
2010	18
2011 (1/1/11-6/1/11)	8